


# Product data sheet

## Centrifugal pump

Close-coupled pump with mechanical seal



## Description

- » Centrifugal pump
- » Close-coupled pump
- » Mechanical seal

## Markets and applications

### Plastics processing

- » Tool tempering for injection moulding

### Temperature control

- » Hot-water tempering devices
- » Oil tempering devices
- » Tool tempering for plastic injection moulding

## Get in touch with us!

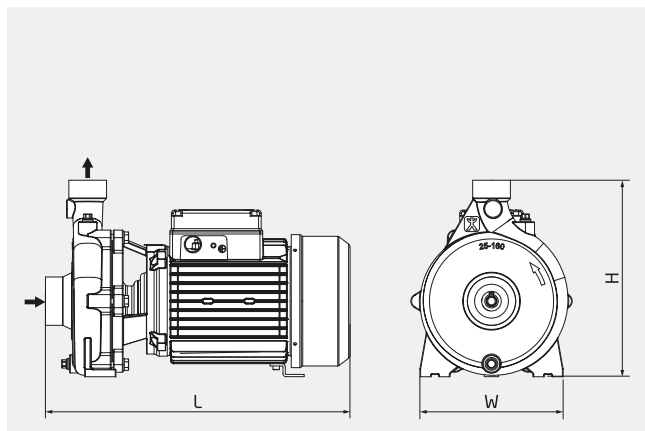
SPECK Australia  
Unit 2, 6 Glory Road  
Gnangara WA 6077 Australia  
Phone NZ: +61 8 6201 1286

### Make a non-binding enquiry

[sales@speckaustralia.com](mailto:sales@speckaustralia.com)

## Technical data

International system of units, alternating current 50 Hz

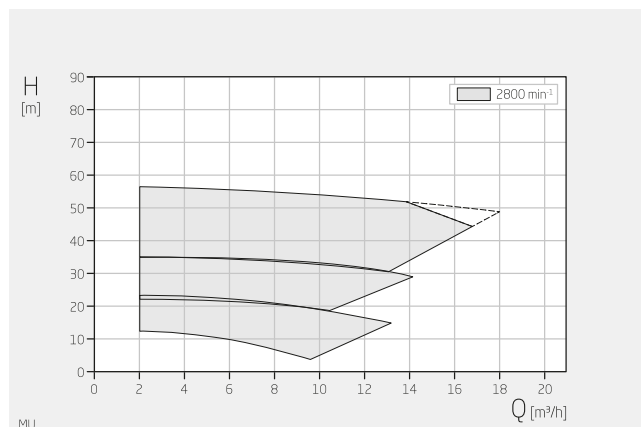


H 230-305 mm

W 170-245 mm

L 315-436 mm

Dimensions may vary depending on the design.

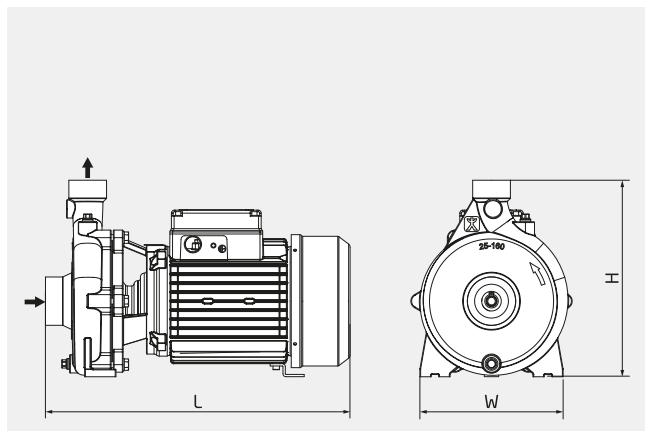


Specifications apply for water at 20°C and nominal speed.

Product type	Centrifugal pump
Shaft sealing	Mechanical seal
Pump design	Close-coupled pump
Typical media	Water max. +140 °C, on request max. +160 °C Oil max. +160 °C
Self-priming	No
Variable speed	Frequency-converter-compatible motor on request
Total head	4-58 m
Flow rate	2.0-17.0 m³/h
Nominal pressure	PN 10
Motor current type	3~
Type of motor	Asynchronous motor
Nominal motor power	0.5 – 3.5 kW
Nominal motor speed	2800 rpm
Suction-side connection design	Threaded
Suction-side connection size	G 1 1/2"
Pressure-side connection design	Threaded
Pressure-side connection size	G 1"
Material designs	Spheroidal graphite cast iron
Explosion protection	None II 3G, II 3D II 2G, II 2D

## Technical data

International system of units, alternating current 60 Hz

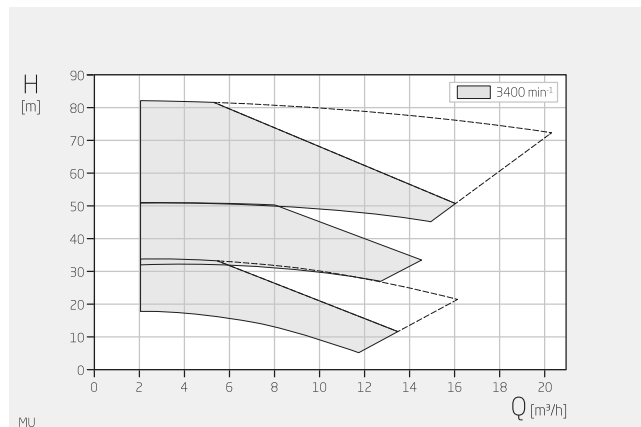


H 230-305 mm

W 170-245 mm

L 315-436 mm

Dimensions may vary depending on the design.

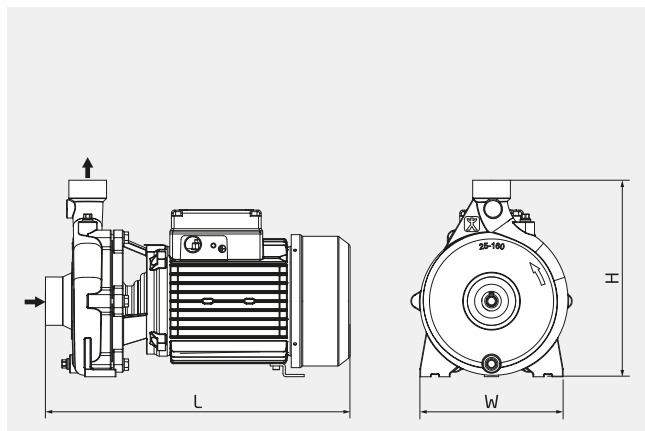


Specifications apply for water at 20°C and nominal speed.

Product type	Centrifugal pump
Shaft sealing	Mechanical seal
Pump design	Close-coupled pump
Typical media	Water max. +140 °C, on request max. +160 °C Oil max. +160 °C
Self-priming	No
Variable speed	Frequency-converter-compatible motor on request
Total head	8-82 m
Flow rate	2.0-16.0 m³/h
Nominal pressure	PN 10
Motor current type	3~
Type of motor	Asynchronous motor
Nominal motor power	0.6 – 4.0 kW
Nominal motor speed	3400 rpm
Suction-side connection design	Threaded
Suction-side connection size	G 1 1/2"
Pressure-side connection design	Threaded
Pressure-side connection size	G 1"
Material designs	Spheroidal graphite cast iron
Explosion protection	None II 3G, II 3D II 2G, II 2D

## Technical data

Anglo-American system of measurement, alternating current 60 Hz

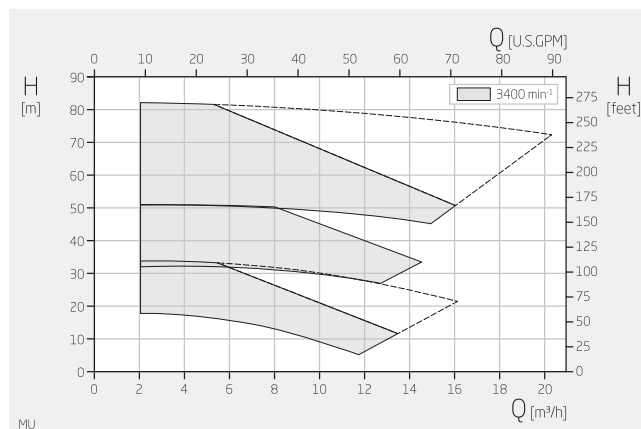


H 9,06-12,01 inch

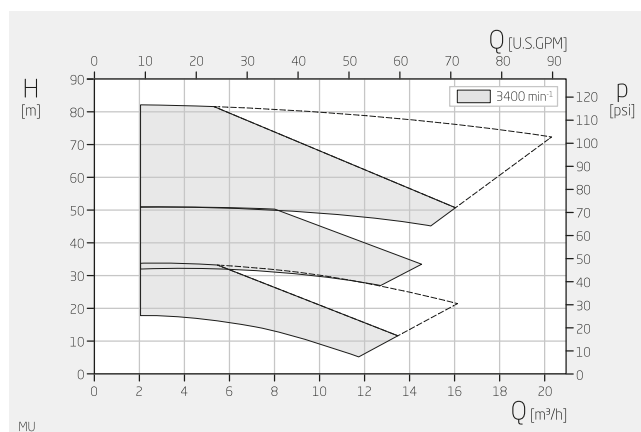
W 6,69-9,65 inch

L 12,40-17,17 inch

Dimensions may vary depending on the design.



Specifications apply for water at 68°F and nominal speed.



Specifications apply for water at 68°F and nominal speed.

Product type	Centrifugal pump
Shaft sealing	Mechanical seal
Pump design	Close-coupled pump
Typical media	Water max. +284 °F, on request max. +320 °F Oil max. +320 °F
Self-priming	No
Variable speed	Frequency-converter-compatible motor on request
Total head	26-269 ft
Flow rate	8.8-70.4 USGPM
Nominal pressure	PN 10
Motor current type	3~
Type of motor	Asynchronous motor
Nominal motor power	0.8 – 5.4 HP
Nominal motor speed	3400 rpm
Suction-side connection design	Threaded
Suction-side connection size	G 1 1/2"
Pressure-side connection design	Threaded
Pressure-side connection size	G 1"
Material designs	Spheroidal graphite cast iron
Explosion protection	None II 3G, II 3D II 2G, II 2D